

NZ ETS Carbon Auctions 2021

SECOND AUCTION 23 JUNE 2021

Key Statistics

Clearing price **\$41.70**

Number of participants	37	Units sold	4.75M
Successful participants	16	CCR units sold	0
Cover ratio (excluding CCR units)	2.29	CCR trigger price	\$50.0
Cover ratio (including CCR units)	0.92	CCR units available	7M

Commentary

The clearing price has increased **16%** compared to the last auction.

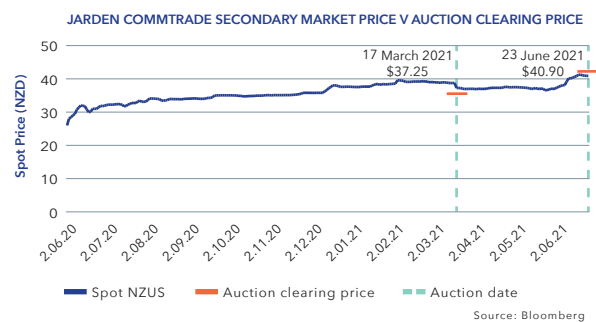
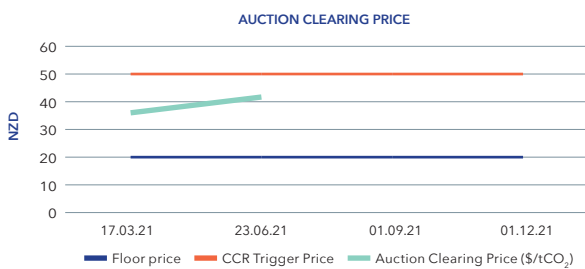
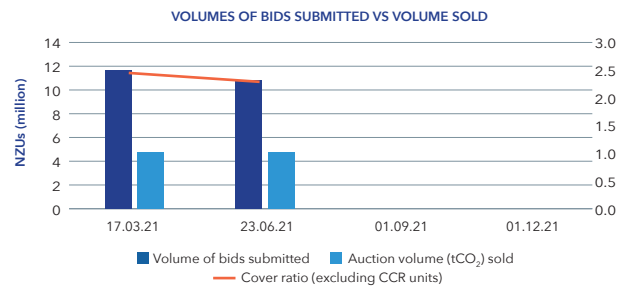
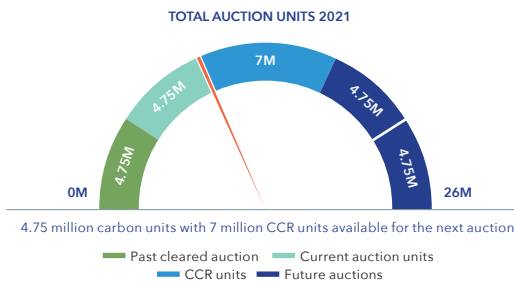
The auction cleared higher than yesterday's secondary market closing price, a **2%** increase.

The total auction revenue generated **\$198** million, which has increased **16%** compared to the last auction.

The total number of participants was **37** and the number of successful participants was **16**. The success rate has decreased to **43%**, from **75%** at the last auction.

The number of bids was **583**, with average units per bid **18,629**.

Auction dashboard



2021 NZ ETS Auction Calendar

17.03.21

23.06.21

01.09.21

01.12.21

NOTES

ETS: Emissions Trading Scheme

Cost Containment Reserve (CCR) volume: is used when the auction clearing price exceeds a certain level (CCR trigger price).

NZU Auctions: operated jointly by NZX and EEX under contract to the Ministry for the Environment.

Cover ratio: which is the total bid volume divided by the total auction volume.

DISCLAIMER

The information provided in this document is a guidance only and intended for general information purposes. It does not constitute investment advice. NZX Limited ("NZX") disclaims all liability for any error, inaccuracy or omission, or for any loss suffered through relying on this document. Proprietary rights in the document are owned or licensed by NZX and no part of this information may be redistributed or reproduced in any form or by any means without the written consent of NZX. Copyright 2021 NZX Limited.