

NZ ETS Carbon Auctions 2022

SECOND AUCTION 15 JUNE 2022

Key Statistics

Clearing price \$76.00

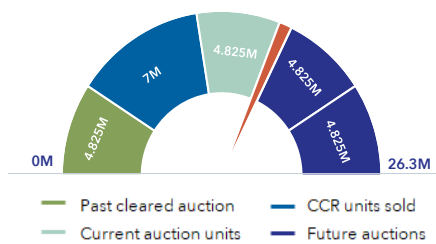
Number of participants	26	Units sold	6.132M
Successful participants	17	CCR units sold	1.307M
Cover ratio (excluding CCR units)	2.08	CCR trigger price	\$70.0
Cover ratio (including CCR units)	1.64	CCR units available	0M

Commentary

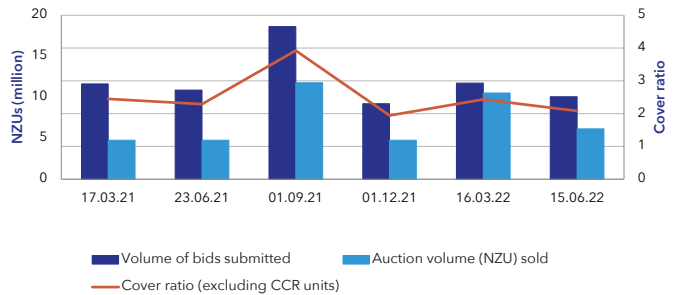
- The clearing price increased **8.6%** compared to last auction.
- The auction cleared lower than yesterday's secondary market closing price, a **0.5%** decrease.
- The total auction revenue generated **\$466 million**, which has decreased **37%** compared to the last auction.
- The total number of participants was **26** and the number of successful participants was **17**. The success rate has decreased to **65%**, from **94%** at the last auction.
- The number of bids was **316**, with average units per bid **31,806**.

Auction Dashboard

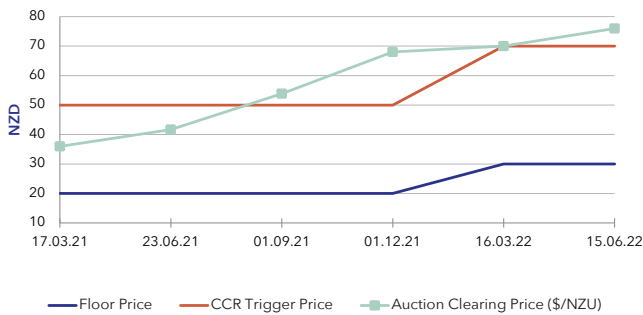
TOTAL AUCTION UNITS 2022



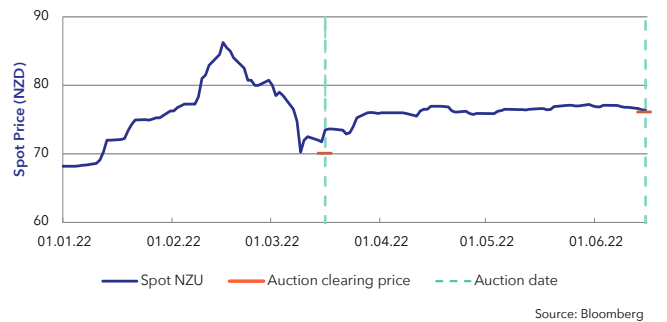
VOLUMES OF BIDS SUBMITTED VS VOLUME SOLD



AUCTION CLEARING PRICE



JARDEN COMMTRADE SECONDARY MARKET PRICE V AUCTION CLEARING PRICE



2022 NZ ETS Auction Calendar

16.03.22

15.06.22

07.09.22

07.12.22

Notes

Cost Containment Reserve (CCR): volume is used when the auction clearing price exceeds a certain level (CCR trigger price).

Cover ratio: is the total bid volume divided by the total auction volume.

ETS: Emissions Trading Scheme

NZU Auctions: operated jointly by NZX and EEX under contract to the Ministry for the Environment.

Disclaimer

The information provided in this document is a guidance only and intended for general information purposes. It does not constitute investment advice. NZX Limited ("NZX") disclaims all liability for any error, inaccuracy or omission, or for any loss suffered through relying on this document. Proprietary rights in the document are owned or licensed by NZX and no part of this information may be reproduced in any form or by any means without the written consent of NZX. Copyright 2022 NZX Limited.